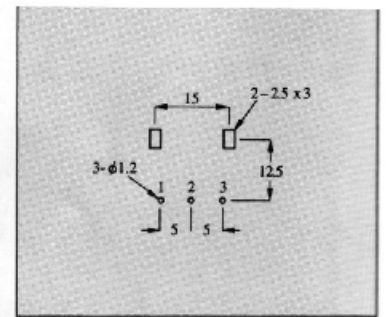
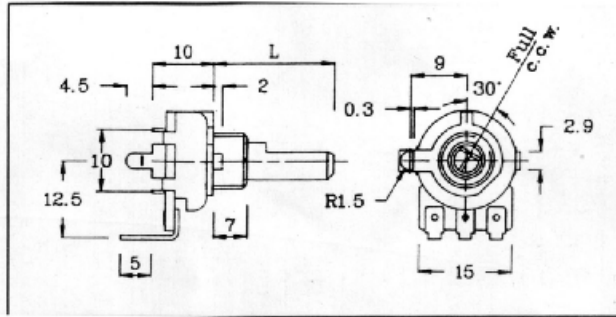



**RV 1612NP(UPV)**



**SHAFT DIMENSION 軸尺寸**

TYPE	F	K																								
DIMENSION																										
MODEL																										
RV 1611NP(PH) RV 1611GNP(PH)	<table border="1"> <tr> <td>L</td> <td>18.5</td> <td>23.5</td> <td>28.5</td> <td>33.5</td> <td>38.5</td> </tr> <tr> <td>φ</td> <td>7</td> <td>12</td> <td>12</td> <td>12</td> <td>12</td> </tr> </table>	L	18.5	23.5	28.5	33.5	38.5	φ	7	12	12	12	12	<table border="1"> <tr> <td>L</td> <td>18.5</td> <td>23.5</td> <td>28.5</td> <td>33.5</td> <td>38.5</td> </tr> <tr> <td>φ</td> <td>7</td> <td>12</td> <td>12</td> <td>12</td> <td>12</td> </tr> </table>	L	18.5	23.5	28.5	33.5	38.5	φ	7	12	12	12	12
L	18.5	23.5	28.5	33.5	38.5																					
φ	7	12	12	12	12																					
L	18.5	23.5	28.5	33.5	38.5																					
φ	7	12	12	12	12																					
RV 1611NP(UPV) RV 1611GNP(UPV)	<table border="1"> <tr> <td>L</td> <td>20</td> <td>25</td> <td>30</td> <td>35</td> <td>40</td> </tr> <tr> <td>φ</td> <td>7</td> <td>12</td> <td>12</td> <td>12</td> <td>12</td> </tr> </table>	L	20	25	30	35	40	φ	7	12	12	12	12	<table border="1"> <tr> <td>L</td> <td>20</td> <td>25</td> <td>30</td> <td>35</td> <td>40</td> </tr> <tr> <td>φ</td> <td>8</td> <td>12</td> <td>12</td> <td>12</td> <td>12</td> </tr> </table>	L	20	25	30	35	40	φ	8	12	12	12	12
L	20	25	30	35	40																					
φ	7	12	12	12	12																					
L	20	25	30	35	40																					
φ	8	12	12	12	12																					
RV 1612NP(PH) RV 1612GNP(PH)	<table border="1"> <tr> <td>L</td> <td>20</td> <td>25</td> <td>30</td> <td></td> <td></td> </tr> <tr> <td>φ</td> <td>12</td> <td>12</td> <td>12</td> <td></td> <td></td> </tr> </table>	L	20	25	30			φ	12	12	12			<table border="1"> <tr> <td>L</td> <td>20</td> <td>25</td> <td>30</td> <td></td> <td></td> </tr> <tr> <td>φ</td> <td>12</td> <td>12</td> <td>12</td> <td></td> <td></td> </tr> </table>	L	20	25	30			φ	12	12	12		
L	20	25	30																							
φ	12	12	12																							
L	20	25	30																							
φ	12	12	12																							

# SPECIFICATIONS 特性

ELECTRICAL 電器特性			
RESISTANCE RANGE 阻值範圍	500Ω - 1MΩ		
RESISTANCE TOLERANCE 阻值誤差	± 20%		
RESISTANCE TAPER 電阻規律	A. B. C. D. W		
RESIDUAL RESISTANCE 殘留電阻 Between Terminal 1 & 2 Between Terminal 2 & 3	SINGLE	10Ω/10Ω	
	DUAL	10Ω/20Ω	
POWER RATING 額定功率	Travel Taper	SINGLE	DUAL
	B	0.1W	0.05W
	Except B	0.05W	0.05W
INSULATION RESISTANCE 絕緣電阻	SINGLE	100MΩ Min at 500V DC	
	DUAL	100MΩ Min at 250V DC	
WITHSTAND VOLTAGE 耐電壓	SINGLE	1 Min at 500V AC	
	DUAL	1 Min at 300V AC	

MECHANICAL 機械特性	
ROTATION ANGLE 旋轉角	300° ± 5°
ROTATIONAL TORQUE 旋轉力矩	20 - 200 gf. cm
CLICK FORCE 定位阻力	60 - 250 gf. cm
STOP STRENGTH 止擋強度	6 Kgf. cm
PUSH - PULL STRENGTH 推拉強度	8 Kgf
SHAFT WOBBLE 轉軸振幅	0.3 - 0.6 mm
SHAFT BENDING 轉軸偏心	0.35mm
BUSHING NUT TIGHTING STRENGTH 螺帽強度	10 Kgf. cm
ROTATIONAL NOISE 轉動噪音	47 (Mv)

DURABILITY 耐用性	
ROTATIONAL LIFE 旋轉壽命	15,000 Cycles

